



City of Edmond
Monthly Financial Report FY 2007/2008
Through the Month Ended March, 2008
 Unaudited - Intended for Management Purposes Only

The following is a summary of the City's financial results for operating funds. This information is summarized from financial statements for the monthly period that ended March 31, 2008.

GENERAL FUND AT A GLANCE

Category	Budget	YTD Actual	%	% Year Passed
Resources				75.00%
Revenues	\$41,687,578	\$29,471,873	70.70%	
Other Resources-Reserves	\$8,632,072	\$8,632,072	100.00%	
Uses				75.00%
Operating Uses	\$45,585,423	\$29,904,465	65.60%	
Other Uses-Reserves	\$4,734,227	\$4,734,227	100.00%	
Resources Over (Under) Uses	\$0	\$3,465,253		

UTILITY FUNDS AT A GLANCE

Category	Budget	YTD Actual	%	% Year Passed
Resources				75.00%
Revenues	\$98,741,160	\$70,965,965	71.87%	
Other Resources-Reserves/Loan Proceeds	\$51,099,193	\$29,383,087	57.50%	
Uses				75.00%
Operating Uses	\$135,142,380	\$67,254,461	49.77%	
Other Uses-Reserves	\$14,697,973	\$14,697,973	100.00%	
Resources Over (Under) Uses	\$0	\$18,396,618		

OTHER MAJOR FUNDS AT A GLANCE

Category	Budget	YTD Actual	%	% Year Passed
Resources				75.00%
Revenues	\$8,174,650	\$5,790,094	70.83%	
Other Resources-Reserves/Loan Proceeds	\$14,592,009	\$14,592,009	100.00%	
Uses				75.00%
Operating Uses	\$16,411,178	\$5,869,330	35.76%	
Other Uses-Reserves	\$6,355,481	\$6,355,481	100.00%	
Resources Over (Under) Uses	\$0	\$8,157,292		

The latest General Fund sales tax check received in April 2008 totaled \$1,984,300 and was (\$851,735) under year to date projections. This amount was \$92,631 more than the check received in April 2007, and \$255,271 more than the check received in April 2006.

Use tax revenue received in the month of April 2008 totaled \$159,843. This amount was (17,244) less than the check received in April 2007.

GENERAL FUND FINANCIAL SUMMARY

March, 2008

	CURRENT MONTH	YEAR TO DATE	YEAR TO DATE % OF BUDGET
RESOURCES			
Taxes	\$2,395,372	\$22,060,820	71.88%
Intergovernmental	\$142,178	\$1,066,384	67.82%
Licenses & Permits	\$154,507	\$1,062,426	75.93%
Fines & Forfeitures	\$7,844	\$1,842,713	83.40%
Charges for Service	\$396,249	\$3,058,641	60.18%
Interest	\$30,814	\$215,844	53.96%
Miscellaneous Revenue	\$11,466	\$165,046	49.56%
Total - Revenues	\$3,138,431	\$29,471,873	70.70%
Other Financing Sources			
Restricted Prior Year Reserves	\$0	\$4,321,991	100.00%
Unrestricted Prior Year Reserves	\$0	\$4,310,081	100.00%
Total Other Financing Sources	\$0	\$8,632,072	100.00%
USES			
General Government	\$4,713	\$13,747	9.71%
City Council	\$24,677	\$148,019	62.22%
Parks & Recreation	\$95,016	\$1,196,967	62.90%
Street & Alley	\$43,070	\$791,876	40.55%
Municipal Court	\$50,638	\$507,987	58.89%
Senior Citizens Center	\$22,975	\$237,285	61.88%
Outside Agencies	\$94,723	\$1,054,571	69.01%
Emergency Management	\$9,439	\$414,471	66.40%
Cemetery	\$9,603	\$100,480	67.68%
Community Image	\$38,489	\$523,711	62.80%
Planning & Zoning	\$33,551	\$299,220	52.22%
Festival Marketplace	\$5,761	\$54,653	74.99%
Building	\$72,188	\$726,067	68.73%
Downtown Community Center	\$9,247	\$94,919	63.66%
Historical Society	\$16,196	\$153,836	73.61%
Centennial Celebration Project	\$82	\$4,645	3.87%
TOTAL COSTS	\$530,368	\$6,322,456	58.56%
TRANSFERS			
Transfers In	\$2,198,262	\$20,869,761	72.20%
Transfers Out	\$5,064,162	\$44,451,770	69.79%
NET TRANSFERS IN(OUT)	(\$2,865,899)	(\$23,582,010)	67.79%
OTHER USES			
Reserve for Council Special Projects	\$0	\$263,880	100.00%
Reserve for Other Restricted Purposes	\$0	\$2,581,511	100.00%
Reserve for Emergencies & Shortfalls	\$0	\$1,888,836	100.00%
TOTAL OTHER USES	\$0	\$4,734,227	100.00%
TOTAL USES	\$3,396,267	\$34,638,692	
RESOURCES OVER (UNDER) USES	(\$257,836)	\$3,465,253	

SALES TAX COLLECTIONS DATA - GENERAL FUND
April, 2008

Monthly Comparison

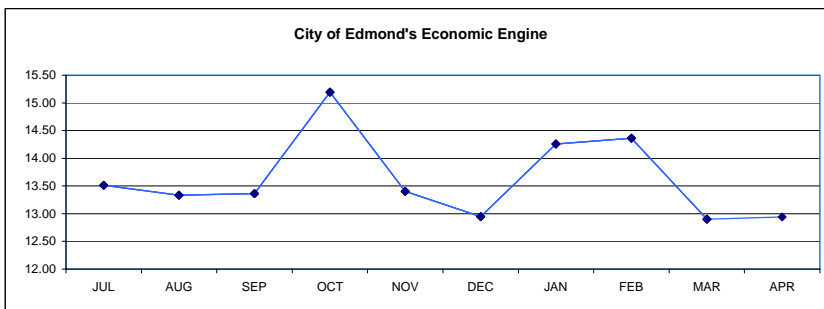
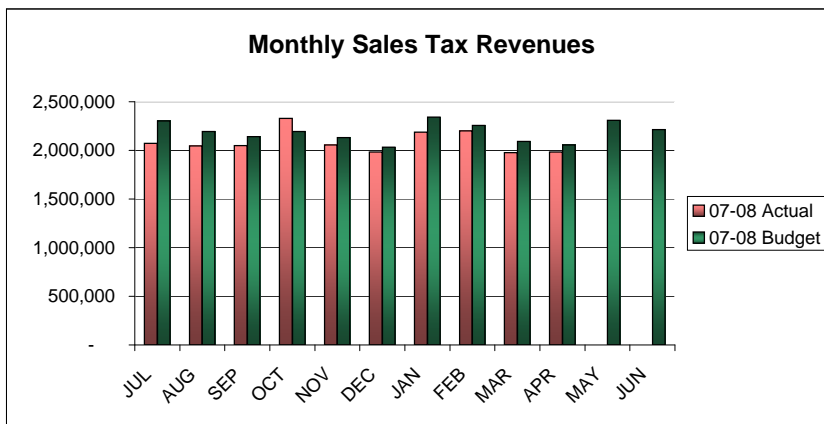
ACTUAL	BUDGET	OVERAGE (SHORTAGE)	INCR/DECR
1,984,300	2,054,929	(70,629)	-3.44%
2007	2006	INCREASE (DECREASE)	% OF INCR/DECR
1,984,300	1,891,669	92,631	4.90%

Year - to - Date Comparison

Month	06-07 Actual	07-08 Actual	07-08 Budget
JUL	2,119,161	2,072,688	2,302,054
AUG	2,020,754	2,044,931	2,195,154
SEP	1,971,635	2,049,621	2,141,796
OCT	2,019,158	2,330,404	2,193,420
NOV	1,962,191	2,055,252	2,131,537
DEC	1,870,781	1,985,171	2,032,238
JAN	2,154,983	2,186,369	2,340,968
FEB	2,078,142	2,202,251	2,257,495
MAR	1,925,067	1,978,078	2,091,209
APR	1,891,669	1,984,300	2,054,929
MAY	2,125,523		2,308,966
JUN	2,036,530		2,212,291
TOTAL	24,175,594	20,889,065	26,262,057

COMMENTS: The amount received in April 2008 represents sales tax collections from the last half of the month of February and the first half of March.

Year-to-date collections are over (under) projections: \$ (851,735)

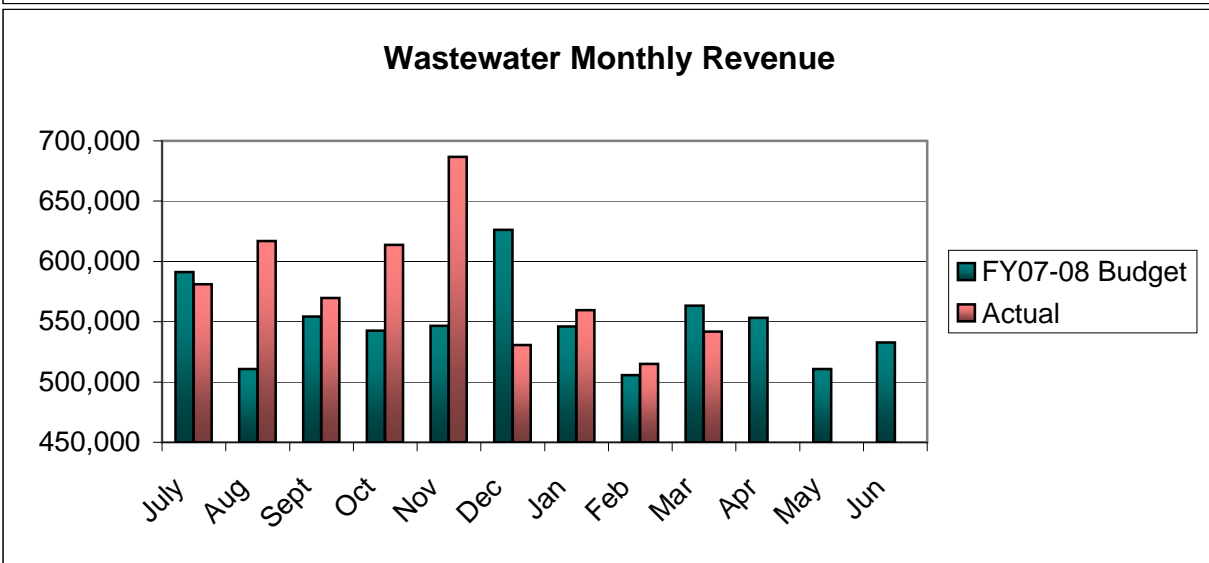
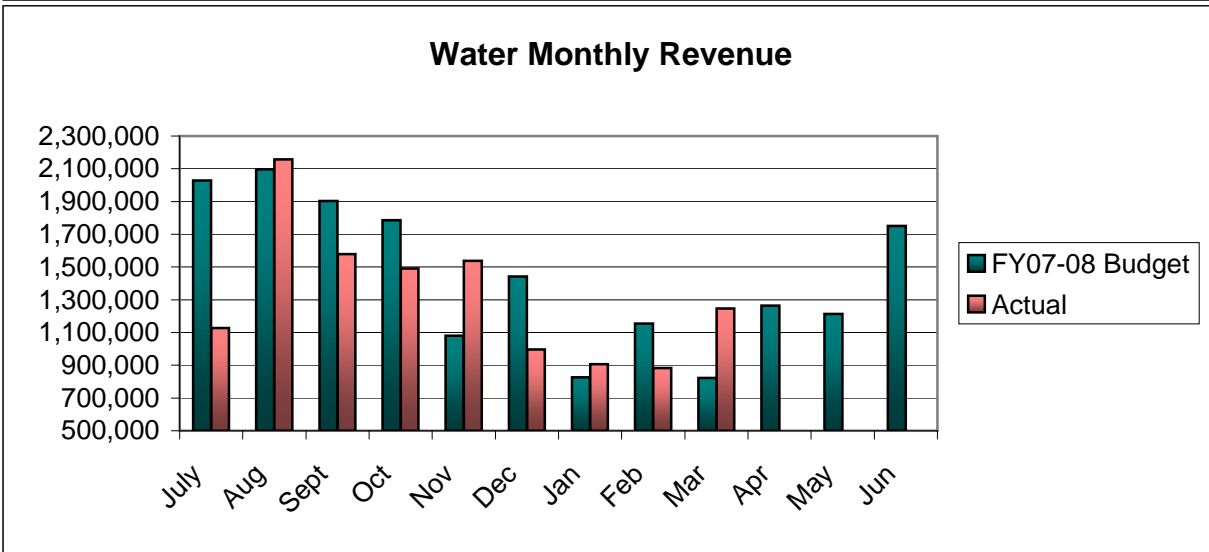
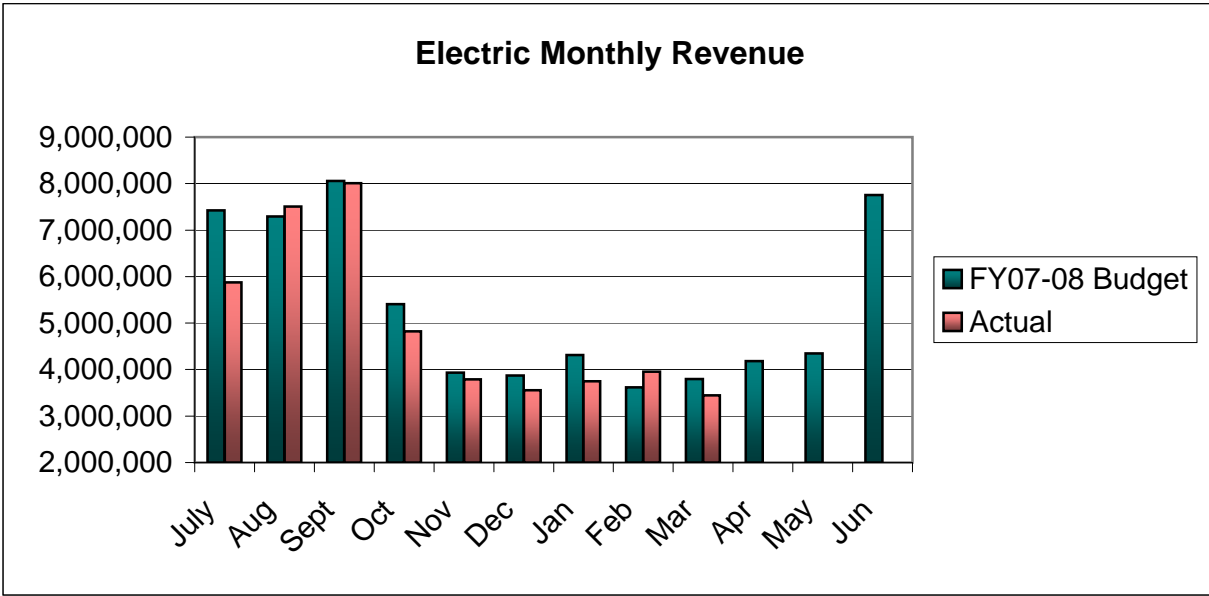


References: 2007 Population estimated at 76,680

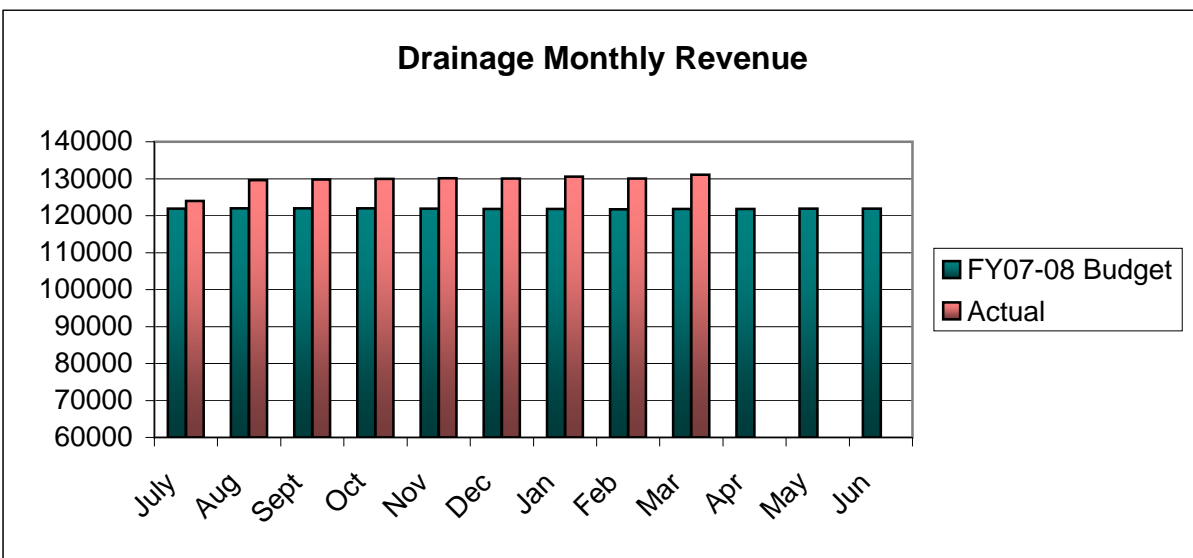
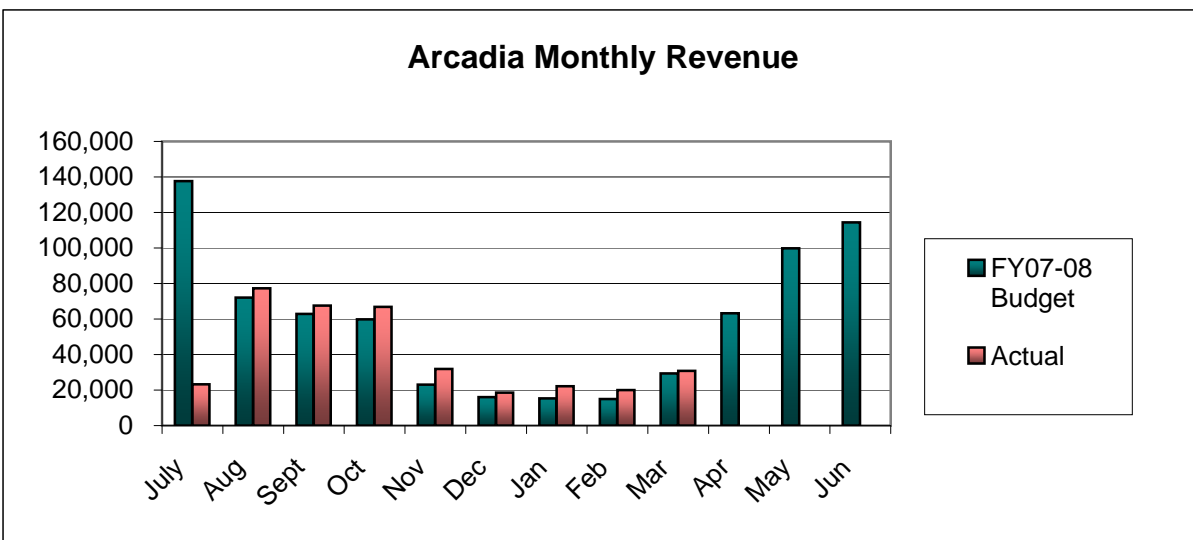
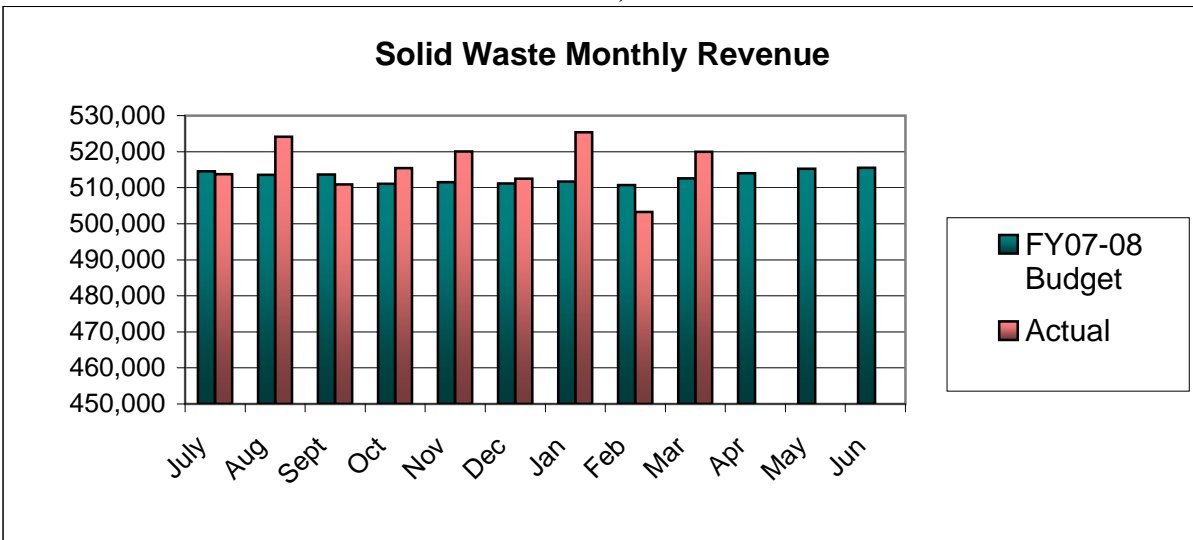
PUBLIC WORKS AUTHORITY FINANCIAL SUMMARY
March, 2008

	CURRENT MONTH	YEAR TO DATE	YEAR TO DATE % OF BUDGET
RESOURCES			
Inter-governmental	\$83,939	\$83,939	
Licenses & Permits	\$83,155	\$1,639,468	82.24%
Charges for Service	\$5,836,391	\$66,374,719	70.41%
Interest	\$238,765	\$1,697,077	97.04%
Miscellaneous Revenue	\$18,360	\$1,170,763	161.66%
Subtotal - Revenues	\$6,260,611	\$70,965,965	71.87%
Other Financing Sources			
Debt/Loan Proceeds	\$0	\$283,894	1.29%
Unrestricted Prior Year Reserves	\$0	\$29,099,193	100.00%
Total Other Financing Sources	\$0	\$29,383,087	57.50%
USES			
Electric Utility	\$2,878,617	\$40,241,851	65.59%
Water Utility	\$387,756	\$5,878,593	16.19%
Solid Waste Utility	\$345,918	\$3,191,854	71.49%
Wastewater Utility	\$152,350	\$1,757,002	17.48%
Arcadia	\$31,704	\$384,011	63.10%
Drainage	\$66,699	\$437,857	26.56%
TOTAL COSTS	\$3,863,045	\$51,891,169	45.35%
TRANSFERS			
Transfers In	\$2,034,709	\$19,357,820	71.85%
Transfers Out	(\$3,640,143)	(\$34,721,112)	72.85%
NET TRANSFERS IN(OUT)	(\$1,605,434)	(\$15,363,292)	74.16%
OTHER USES			
Reserve for Capital Improvements	\$0	\$1,125,000	100.00%
Reserve for Emergencies & Shortfalls	\$0	\$13,572,973	100.00%
TOTAL OTHER USES	\$0	\$14,697,973	100.00%
TOTAL USES	\$5,468,478	\$81,952,434	
RESOURCES OVER (UNDER) USES	\$792,132	\$18,396,618	

PUBLIC WORKS AUTHORITY FINANCIAL SUMMARY, CONTINUED
March, 2008



PUBLIC WORKS AUTHORITY FINANCIAL SUMMARY, CONTINUED
March, 2008



OTHER MAJOR OPERATING FUNDS

March, 2008

	<u>CURRENT MONTH</u>	<u>YEAR TO DATE</u>	<u>YEAR TO DATE % OF BUDGET</u>
RESOURCES			
Administrative Support Services Fund			
Revenues	\$160,489	\$395,017	85.62%
Other Resources-Reserves	\$0	\$3,345,164	100.00%
Fire Public Safety Limited Tax Fund			
Revenues	\$281,658	\$2,686,473	67.78%
Other Resources-Reserves	\$0	\$6,702,693	100.00%
Police Public Safety Limited Tax Fund			
Revenues	\$148,844	\$1,450,244	78.00%
Other Resources-Reserves	\$0	\$4,387,170	100.00%
Kickingbird Golf Course Fund			
Revenues	\$144,807	\$1,113,185	63.04%
Other Resources-Loan Proceeds	\$0	\$75,857	100.00%
Field Services Fund			
Revenues	\$19,863	\$145,174	116.20%
Other Resources-Reserves	\$0	\$81,126	100.00%
TOTAL RESOURCES	<u>\$755,661</u>	<u>\$20,382,103</u>	<u>89.53%</u>
USES			
Administrative Support Services Fund			
Operating Uses/Net Transfers	(\$313,623)	(\$1,858,210)	-48.82%
Other Uses-Reserves	\$0	\$0	
Fire Public Safety Limited Tax Fund			
Operating Uses/Net Transfers	\$95,575	\$4,120,307	55.81%
Other Uses-Reserves	\$0	\$3,283,186	100.00%
Police Public Safety Limited Tax Fund			
Operating Uses/Net Transfers	(\$8,025)	\$3,203,143	97.75%
Other Uses-Reserves	\$0	\$2,969,731	100.00%
Kickingbird Golf Course Fund			
Operating Uses/Net Transfers	\$154,917	\$1,219,494	70.13%
Other Uses-Reserves	\$0	\$102,564	100.00%
Field Services Fund			
Operating Uses/Net Transfers	(\$151,213)	(\$815,405)	-395.70%
Other Uses-Reserves	\$0	\$0	
TOTAL USES	<u>(\$222,369)</u>	<u>\$12,224,811</u>	<u>53.70%</u>
RESOURCES OVER (UNDER) USES	<u>\$978,031</u>	<u>\$8,157,292</u>	