



City of Edmond
Monthly Financial Report FY 2008/2009
Through the Month Ended July, 2008
 Unaudited - Intended for Management Purposes Only

The following is a summary of the City's financial results for operating funds. This information is summarized from financial statements for the monthly period that ended July 31, 2008.

GENERAL FUND AT A GLANCE

Category	Budget	YTD Actual	%	% Year Passed
Resources				8.33%
Revenues	\$41,618,666	\$3,572,205	8.58%	
Other Resources-Reserves	\$5,412,674	\$5,412,674	100.00%	
Uses				8.33%
Operating Uses	\$42,672,973	\$3,295,762	7.72%	
Other Uses-Reserves	\$4,358,367	\$4,358,367	100.00%	
Resources Over (Under) Uses	\$0	\$1,330,750		

UTILITY FUNDS AT A GLANCE

Category	Budget	YTD Actual	%	% Year Passed
Resources				8.33%
Revenues	\$96,473,500	\$11,276,972	11.69%	
Other Resources-Reserves/Loan Proceeds	\$39,455,788	\$39,455,788	100.00%	
Uses				8.33%
Operating Uses	\$109,086,879	\$9,881,536	9.06%	
Other Uses-Reserves	\$26,842,409	\$26,842,409	100.00%	
Resources Over (Under) Uses	\$0	\$14,008,815		

OTHER MAJOR FUNDS AT A GLANCE

Category	Budget	YTD Actual	%	% Year Passed
Resources				8.33%
Revenues	\$7,691,654	\$752,756	9.79%	
Other Resources-Reserves/Loan Proceeds	\$17,005,103	\$17,005,103	100.00%	
Uses				8.33%
Operating Uses	\$18,108,429	\$576,730	3.18%	
Other Uses-Reserves	\$6,588,328	\$6,588,328	100.00%	
Resources Over (Under) Uses	\$0	\$10,592,801		

The latest General Fund sales tax check received in August 2008 totaled \$2,169,991 and was \$113,898 over year to date projections. This amount was \$125,060 more than the check received in August 2007, and \$149,237 more than the check received in August 2006.

Use tax revenue received in the month of August 2008 totaled \$304,148. This amount was \$104,623 more than the check received in August 2007.

GENERAL FUND FINANCIAL SUMMARY

July, 2008

	CURRENT MONTH	YEAR TO DATE	YEAR TO DATE % OF BUDGET
RESOURCES			
Taxes	\$2,582,000	\$2,582,000	8.36%
Intergovernmental	\$63,851	\$63,851	4.63%
Licenses & Permits	\$112,034	\$112,034	7.87%
Fines & Forfeitures	\$230,585	\$230,585	9.01%
Charges for Service	\$556,916	\$556,916	11.13%
Interest	\$13,854	\$13,854	9.29%
Miscellaneous Revenue	\$12,965	\$12,965	6.23%
Total - Revenues	\$3,572,205	\$3,572,205	8.58%
Other Financing Sources			
Restricted Prior Year Reserves	\$3,825,316	\$3,825,316	100.00%
Unrestricted Prior Year Reserves	\$1,587,358	\$1,587,358	100.00%
Total Other Financing Sources	\$5,412,674	\$5,412,674	100.00%
USES			
General Government	\$5,059	\$5,059	30.66%
City Council	\$5,776	\$5,776	2.23%
Parks & Recreation	\$216,029	\$216,029	10.39%
Street & Alley	\$0	\$0	0.00%
Municipal Court	\$56,341	\$56,341	6.35%
Senior Citizens Center	\$26,185	\$26,185	6.48%
Outside Agencies	\$32,162	\$32,162	1.98%
Emergency Management	\$18,775	\$18,775	5.84%
Cemetery	\$13,890	\$13,890	9.05%
Community Image	\$64,856	\$64,856	7.52%
Planning & Zoning	\$48,061	\$48,061	8.50%
Festival Marketplace	\$6,392	\$6,392	7.71%
Building	\$77,504	\$77,504	6.89%
Downtown Community Center	\$11,072	\$11,072	7.27%
Historical Society	\$18,183	\$18,183	7.82%
Centennial Celebration Project	\$0	\$0	0.00%
TOTAL COSTS	\$600,283	\$600,283	6.06%
TRANSFERS			
Transfers In	\$2,477,164	\$2,477,164	8.49%
Transfers Out	(\$5,172,643)	(\$5,172,643)	8.35%
NET TRANSFERS IN(OUT)	(\$2,695,479)	(\$2,695,479)	8.23%
OTHER USES			
Reserve for Council Special Projects	\$188,880	\$188,880	100.00%
Reserve for Other Restricted Purposes	\$3,340,056	\$3,340,056	100.00%
Reserve for Emergencies & Shortfalls	\$829,431	\$829,431	100.00%
TOTAL OTHER USES	\$4,358,367	\$4,358,367	100.00%
TOTAL USES	\$7,654,129	\$7,654,129	
RESOURCES OVER (UNDER) USES	\$1,330,750	\$1,330,750	

SALES TAX COLLECTIONS DATA - GENERAL FUND
August, 2008

Monthly Comparison

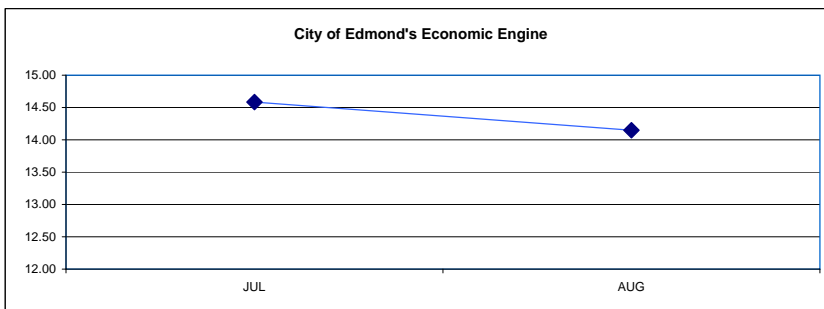
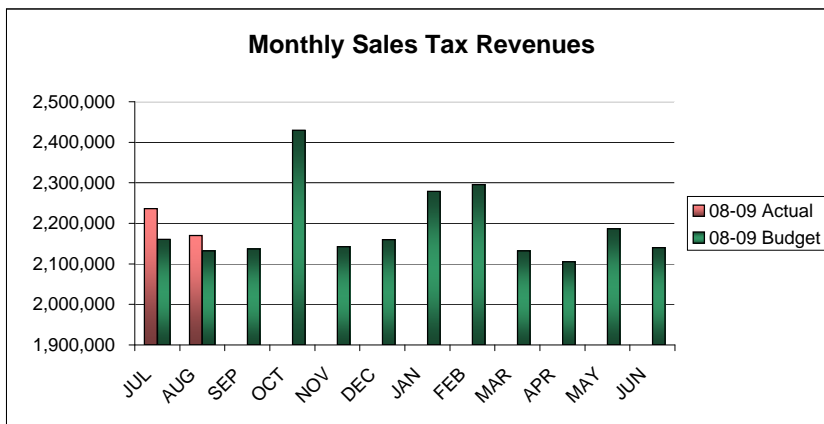
ACTUAL	BUDGET	OVERAGE (SHORTAGE)	INCR/DECR
2,169,991	2,131,840	38,151	1.79%
2008	2007	INCREASE (DECREASE)	% OF INCR/DECR
2,169,991	2,044,931	125,060	6.12%

Year - to - Date Comparison

Month	07-08 Actual	08-09 Actual	08-09 Budget
JUL	2,072,688	2,236,524	2,160,777
AUG	2,044,931	2,169,991	2,131,840
SEP	2,049,621		2,136,730
OCT	2,330,404		2,429,447
NOV	2,055,252		2,142,600
DEC	1,985,171		2,159,541
JAN	2,186,369		2,279,290
FEB	2,202,251		2,295,847
MAR	1,978,078		2,132,146
APR	1,984,300		2,105,122
MAY	2,097,473		2,186,616
JUN	2,052,987		2,140,239
TOTAL	25,039,524	4,406,515	26,300,195

COMMENTS: The amount received in August 2008 represents sales tax collections from the last half of the month of June and the first half of July.

Year-to-date collections are over (under) projections: \$ 113,898



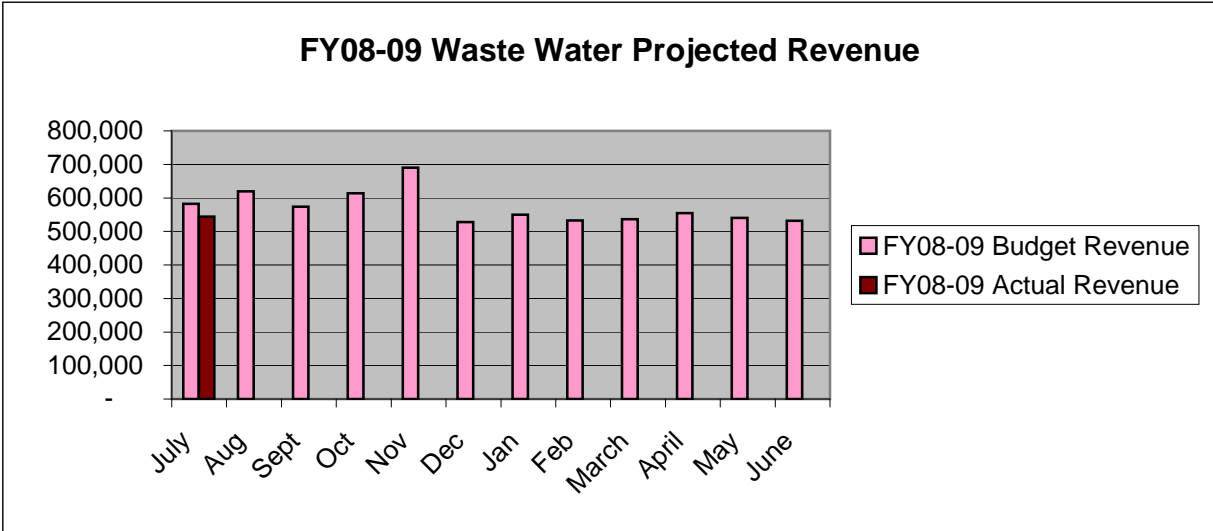
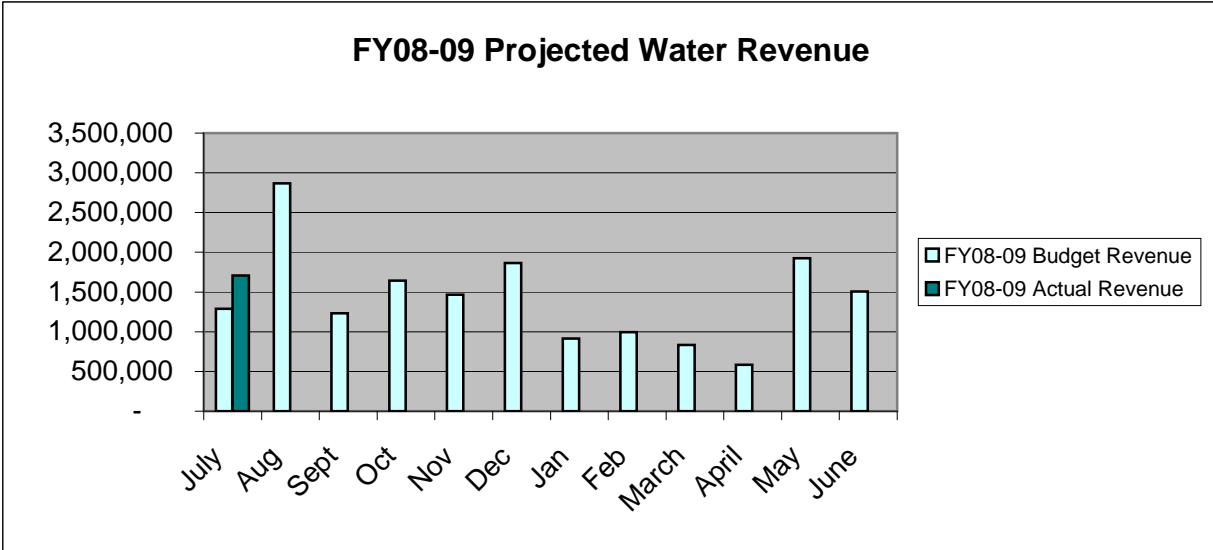
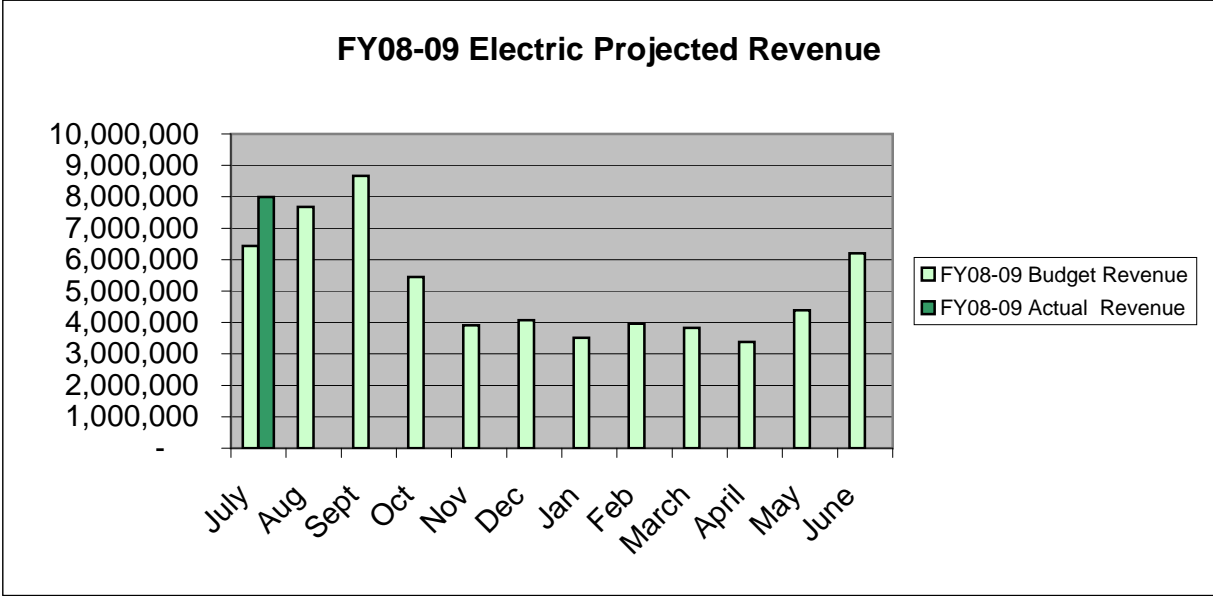
PUBLIC WORKS AUTHORITY FINANCIAL SUMMARY
July, 2008

	CURRENT MONTH	YEAR TO DATE	YEAR TO DATE % OF BUDGET
RESOURCES			
Licenses & Permits	\$120,023	\$120,023	5.41%
Charges for Service	\$11,001,393	\$11,001,393	11.88%
Interest	\$124,121	\$124,121	8.37%
Miscellaneous Revenue	\$31,436	\$31,436	16.47%
Subtotal - Revenues	\$11,276,972	\$11,276,972	11.69%
Other Financing Sources			
Unrestricted Prior Year Reserves	\$39,455,788	\$39,455,788	100.00%
Total Other Financing Sources	\$39,455,788	\$39,455,788	100.00%
USES			
Electric Utility *	\$7,296,282	\$7,296,282	12.77%
Water Utility	\$468,328	\$468,328	3.63%
Solid Waste Utility	\$208,955	\$208,955	4.08%
Wastewater Utility	\$212,837	\$212,837	1.82%
Arcadia	\$79,596	\$79,596	12.34%
Drainage	\$45,241	\$45,241	1.76%
TOTAL COSTS	\$8,311,238	\$8,311,238	9.23%
TRANSFERS			
Transfers In	\$2,281,771	\$2,281,771	8.50%
Transfers Out	-\$3,852,069	(\$3,852,069)	8.40%
NET TRANSFERS IN(OUT)	(\$1,570,298)	(\$1,570,298)	8.26%
OTHER USES			
Reserve for Capital Improvements	\$1,000,000	\$1,000,000	100.00%
Reserve for Emergencies & Shortfalls	\$25,842,409	\$25,842,409	100.00%
TOTAL OTHER USES	\$26,842,409	\$26,842,409	100.00%
TOTAL USES	(\$16,960,873)	\$36,723,945	
RESOURCES OVER (UNDER) USES	\$67,693,633	\$14,008,815	

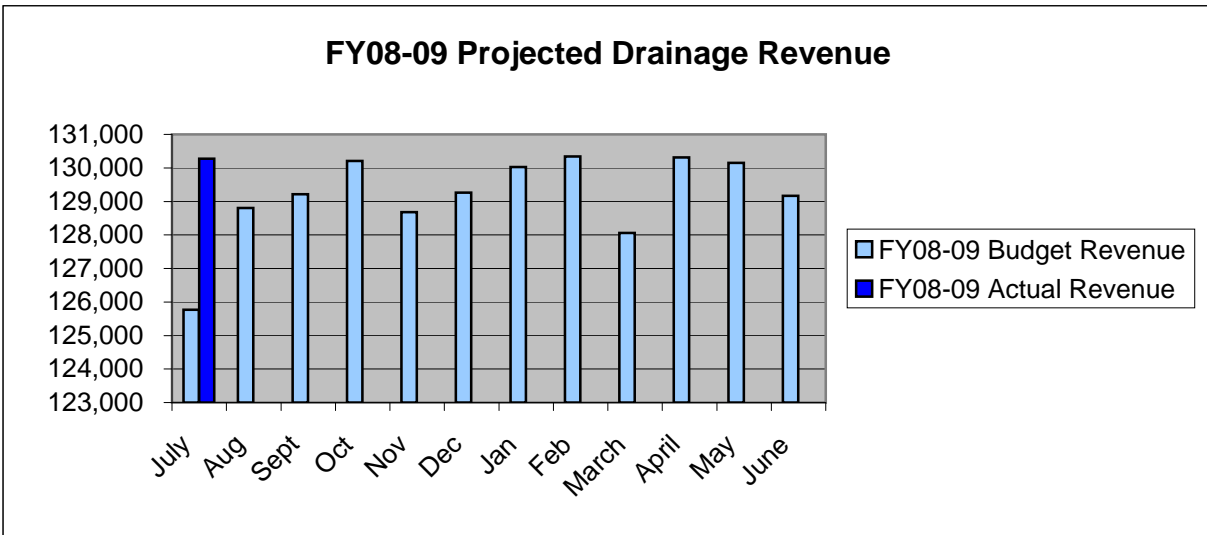
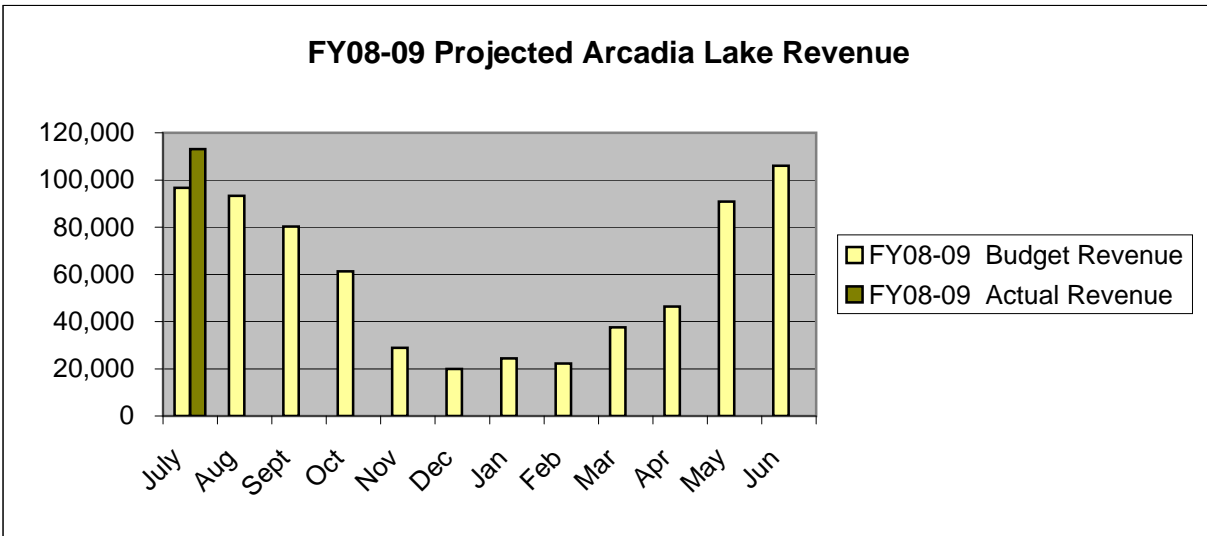
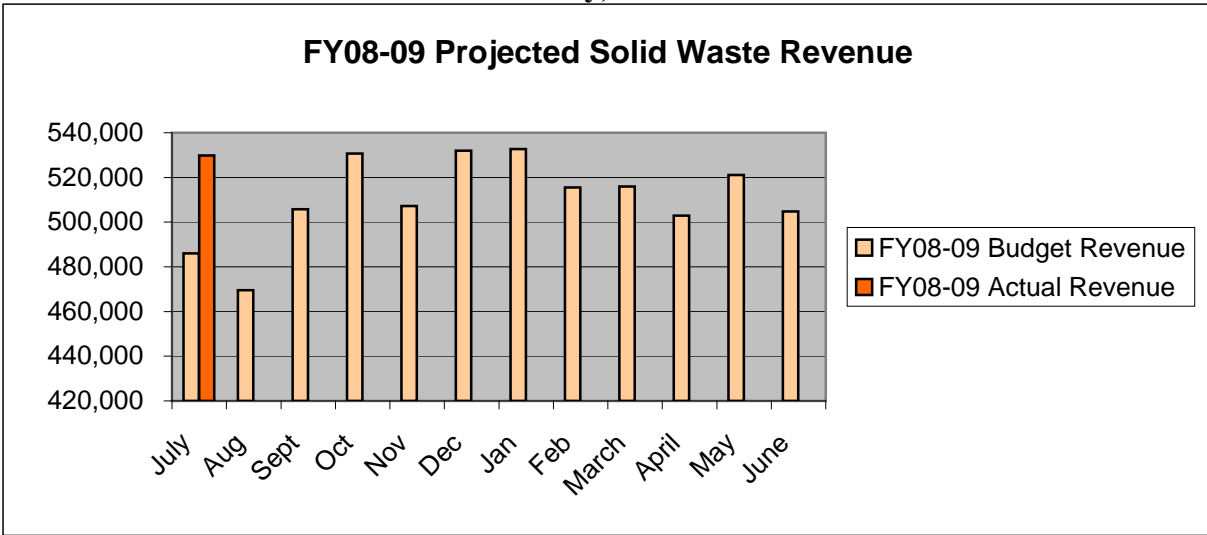
* Does not include the inventory usage for the month of July through Central Warehouse.

PUBLIC WORKS AUTHORITY FINANCIAL SUMMARY, CONTINUED

July, 2008



PUBLIC WORKS AUTHORITY FINANCIAL SUMMARY, CONTINUED
July, 2008



PUBLIC WORKS AUTHORITY FINANCIAL SUMMARY, CONTINUED
July, 2008

An electricity and water consumption comparison is shown below:

	<u>Jul-08</u>	<u>Jul-07</u>	<u>% OF CHANGE</u>
Total All Accounts:			
Total Kwh Consumed	87,066,372	72,762,737	19.66%
Number of Accounts	36,884	36,102	2.17%
Total Gallons of Water	368,822,000	243,794,000	51.28%
Number of Accounts	26,269	25,826	1.72%

OTHER MAJOR OPERATING FUNDS

July, 2008

	<u>CURRENT MONTH</u>	<u>YEAR TO DATE</u>	<u>YEAR TO DATE % OF BUDGET</u>
RESOURCES			
Administrative Support Services Fund			
Revenues	\$26,330	\$26,330	6.32%
Other Resources-Reserves	\$5,288,206	\$5,288,206	100.00%
Fire Public Safety Limited Tax Fund			
Revenues	\$307,232	\$307,232	8.70%
Other Resources-Reserves	\$5,852,706	\$5,852,706	100.00%
Police Public Safety Limited Tax Fund			
Revenues	\$163,283	\$163,283	9.09%
Other Resources-Reserves	\$4,079,980	\$4,079,980	100.00%
Kickingbird Golf Course Fund			
Revenues	\$239,771	\$239,771	13.44%
Other Resources-Loan Proceeds	\$194,664	\$194,664	100.00%
Field Services Fund			
Revenues	\$16,139	\$16,139	9.93%
Other Resources-Reserves	\$1,589,547	\$1,589,547	100.00%
TOTAL RESOURCES	<u>\$17,757,859</u>	<u>\$17,757,859</u>	<u>71.90%</u>
USES			
Administrative Support Services Fund			
Operating Uses/Net Transfers	\$64,645	\$64,645	1.13%
Other Uses-Reserves	\$0	\$0	
Fire Public Safety Limited Tax Fund			
Operating Uses/Net Transfers	\$247,186	\$247,186	3.79%
Other Uses-Reserves	\$2,866,924	\$2,866,924	100.00%
Police Public Safety Limited Tax Fund			
Operating Uses/Net Transfers	\$7,182	\$7,182	0.30%
Other Uses-Reserves	\$3,498,856	\$3,498,856	100.00%
Kickingbird Golf Course Fund			
Operating Uses/Net Transfers	\$212,954	\$212,954	12.13%
Other Uses-Reserves	\$222,548	\$222,548	100.00%
Field Services Fund			
Operating Uses/Net Transfers *	\$44,763	\$44,763	2.55%
Other Uses-Reserves	\$0	\$0	
TOTAL USES	<u>\$7,165,058</u>	<u>\$7,165,058</u>	<u>29.01%</u>
RESOURCES OVER (UNDER) USES	<u>\$10,592,801</u>	<u>\$10,592,801</u>	

* Does not include the inventory usage for the month of July through Central Warehouse.